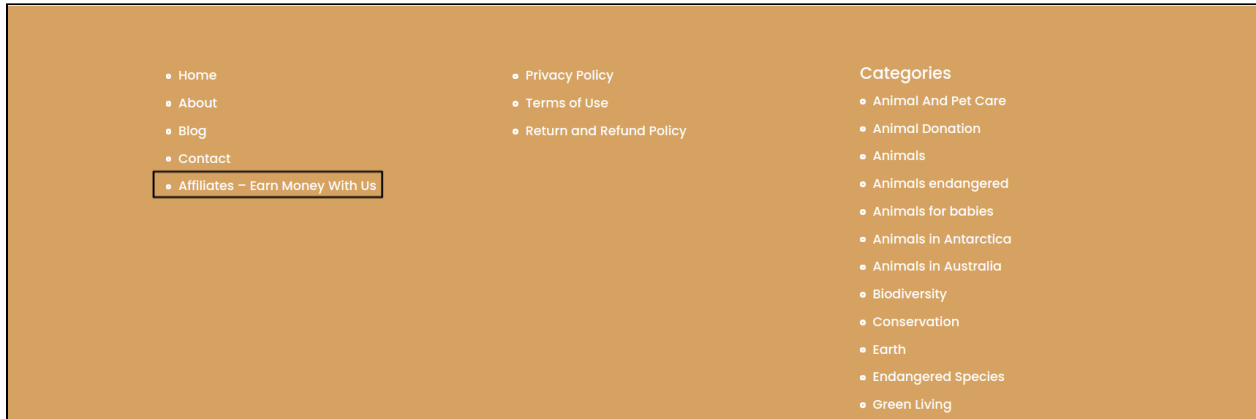


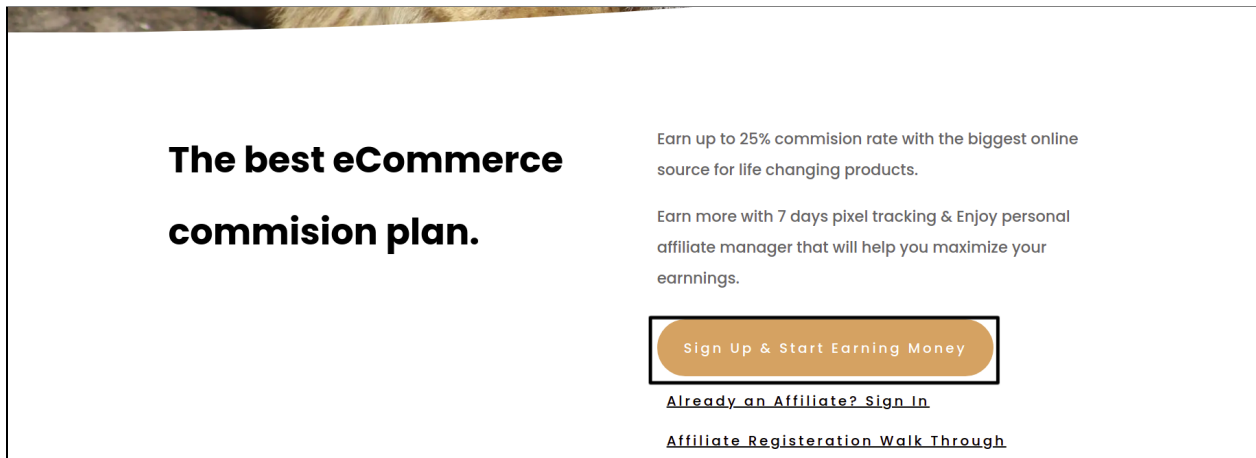
Naturesavers Affiliate Walk Through

Enter Our Website: <https://naturesavers.net/>

Scroll all the way down and click the “Affiliates” link.



Choose “**Sign Up**”



Fill in your details:

Register

* Required fields

First Name *

Last Name *

Phone Number *

E-Mail Address *

Address Line 1 *

Address Line 2

City *

State *


Zip Code *

Country *

Company Name

Website URL

I have read and agree to the [Terms and Conditions](#)

I'm not a robot 
reCAPTCHA
Privacy - Terms

After the process is complete, the login information will be emailed to you. If you cannot find the email in your inbox, please make sure to check the spam and promotions folders.

Log into your account:

Register

Thank you. Your registration is now complete. You can [log into the affiliate area](#) and begin promoting.

Affiliate Login

Email Address

Password

Remember Me

[Log In](#)

[Lost your password?](#)

This is your panel. Here you can view the number of visitors through your links, finalized transactions via your links and the revenue in US\$.

Overview	Sales	Payment History	Creatives	Edit Profile	Log out
Account Summary					
Balance	\$0.00				
Commission Rate	25.00% of each completed sale, pre-tax				
Today					
0	Visitors				
0	Closed Transactions				
0.00	Revenue				
This Month					
0	Visitors				
0	Closed Transactions				
0.00	Revenue				

In order to create your own affiliate link, find a product on our website that you would like to use and share, and copy its URL. In the affiliate panel, click “Creatives”. In the new menu, enter your link under “Referral URL Generator” and click “Generate Referral URL”.

The screenshot shows the 'Creatives' section of an affiliate panel. At the top, there are navigation tabs: Overview, Sales, Payment History, Creatives (selected), Edit Profile, and Log out. Below the tabs, the heading 'Your Affiliate Link Using Affiliate ID' is followed by a text box containing the URL 'https://naturesavers.net/?wpam_id=5'. The 'Referral URL Generator' section has a sub-heading 'Enter any URL from this site in the form below to generate a referral link' and a text box with 'https://naturesavers.net/'. A 'Generate Referral URL' button is located below the text box. Below the button, the text reads 'The following creatives are available for publication.' This is followed by a table with two columns: 'Type' and 'Name'. The table contains one row with 'Text' in the 'Type' column and 'default creative' in the 'Name' column.

Type	Name
Text	default creative

Then, your link will be created. You can copy and share it. If anyone orders using your link, you will get a fee of 25% of each completed sale (pre-tax) and it will be visible to you in the affiliate panel under “Overview”.

This screenshot shows the 'Creatives' section after a referral link has been generated. The navigation tabs are the same as in the previous screenshot. The 'Your Affiliate Link Using Affiliate ID' section remains the same. In the 'Referral URL Generator' section, the text box now contains 'https://naturesavers.net/shop/'. Below the text box, there is a sub-heading 'Below is your referral URL (You can copy it and share anywhere)' followed by a text box containing the generated link 'https://naturesavers.net/shop/?wpam_id=5'. A 'Generate Referral URL' button is still present below the text box. Below the button, the text reads 'The following creatives are available for publication.'